

SPREADERBEAMS

English version 2020



TABLE OF CONTENTS

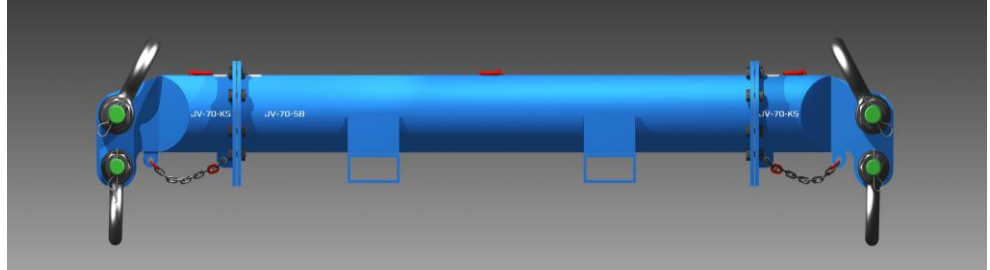
| Chapter | Page |
|--|------|
| 1. Introduction | 2 |
| 2. Product information Modular Spreaderbeams | |
| • JV-15-SB | 3 |
| • JV-34-SB | 4 |
| • JV-70-SB | 5 |
| • JV-110-SB | 6 |
| • JV-170-SB | 7 |
| • JV-250-SB | 8 |
| • JV-400-SB | 9 |
| 3. Capacity chart Modular Spreaderbeams | 10 |
| 4. Configuration Modular Spreaderbeams | 14 |
| 5. Frames | 15 |
| 6. Product information Frames | |
| • JV-15-FR | 16 |
| • JV-34-FR | 17 |
| • JV-70-FR | 18 |
| • JV-110-FR | 19 |
| • JV-170-FR | 20 |
| • JV-250-FR | 21 |
| • JV-400-FR | 22 |
| 7. Capacity chart Frames | 23 |
| 8. Storage system JV-OS-SB | 30 |
| 9. Photo collage | 31 |
| 10. Closing word | 33 |

INTRODUCTION

The Modular Spreaderbeams are the most ideal solution for lots of lifting operations because of their versatile possibilities. The flexibility of the modular system makes it possible to adjust the spreaderbeam to your lifting operations.





Available in:

15 tons
34 tons
70 tons
110 tons
170 tons
250 tons
400 tons



A complete spreaderbeam consists of 2 head sections and one or more intermediate sections. These intermediate sections are available in different lengths. The topside of each spreaderbeam is equipped with transport lifting eye. This is UNSUITABLE to move the spreaderbeam with load.

- Transport in parts
- Easy and quickly assembly by 1 person
- Bolted connections supplied as standard
- Including safety manual



Material
Constructionsteel S355 with 3.1 quality certificate

Coating/Surface treatment
High Solid Epoxy primer
2K PU Gloss paint
suitable for offshore products
RAL color of your choice
Standaard layer thickness medium 160 MU
C3 quality according to NEN-EN-ISO 12944




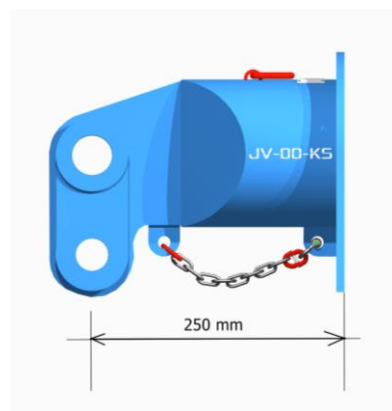
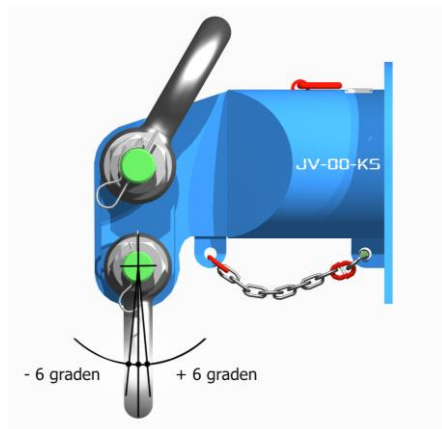
Standards and guidelines
NEN-EN 13155: 2003 + A2:2009 Lifting tools
Machinery directive 2006/42/EG

Magnetic Welding Research
Each product is subject to a
Magnetic Welding Research

JV-15-SB

Modular Spreaderbeam for liftingloads up to 15.000 kilo

| JV Product-code | Parts | Weights (kg) | Other information |
|-----------------|------------------------------|--------------|-----------------------------|
| JV-15-KS | Head section | 24 | |
| JV-15-SB | Spreaderbeam 0,5 meter | 26 | |
| JV-15-SB | Spreaderbeam 1 meter | 38 | |
| JV-15-SB | Spreaderbeam 2 meter | 80 | |
| JV-15-SB | Spreaderbeam 3 meter | 102 | |
| JV-15-SB | Spreaderbeam 4 meter | 120 | |
| JV-15-MP | Center point suspension | 10 | |
| | H-shackle W.L.L. 13.500 kilo | 7 | Green Pin Standard Shackles |
| | H-shackle W.L.L. 8.500 kilo | 3 | Green Pin Standard Shackles |
| | Bolts each flange | | 6 pcs |
| | Bolts + nuts + washers | | M16 x 50 8.8 |
| | Bolt tightening torque | | 210 Nm |

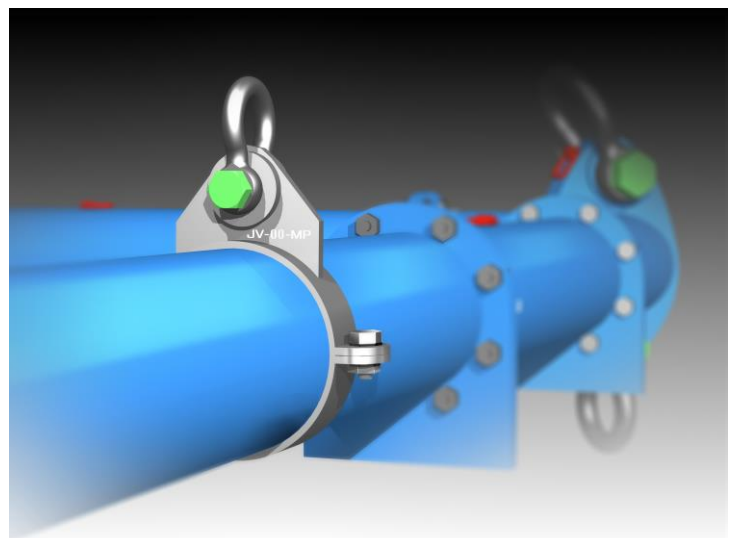


OPTION

It is a possibility to add forklift ladders to the spreaderbeam.

Sleeve size: 200 x 100 mm

Position: from center to center 900 mm




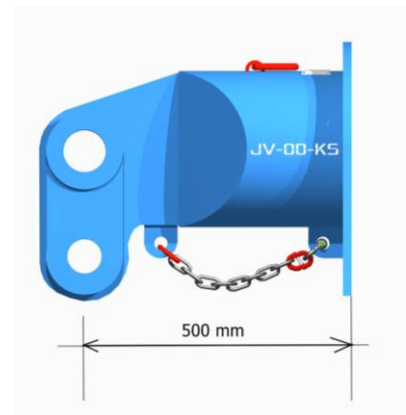
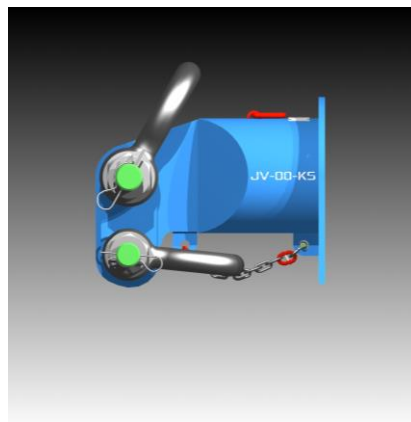
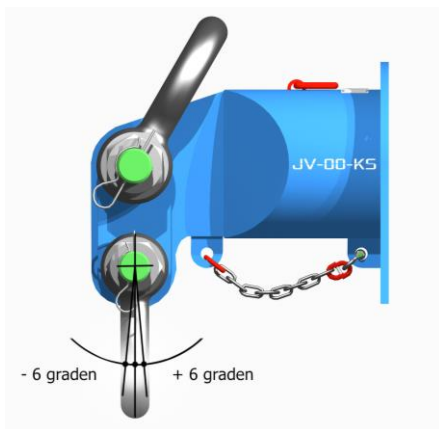
Use steel sling with JV-15-MP against sagging

at a length from 9 meter. Sling Ø 10 mm

JV-34-SB

Modular Spreaderbeam for lifting loads up to 34.000 kilo

| JV Product-code | Parts | Weights (kg) | Other information |
|-----------------|------------------------------|--------------|-----------------------------|
| JV-34-KS | Head section | 50 | |
| JV-34-SB | Spreaderbeam 0,5 meter | 35 | |
| JV-34-SB | Spreaderbeam 1 meter | 55 | |
| JV-34-SB | Spreaderbeam 2 meter | 100 | |
| JV-34-SB | Spreaderbeam 3 meter | 140 | |
| JV-34-SB | Spreaderbeam 4 meter | 180 | |
| JV-34-MP | Center point suspension | 14 | |
| | H-shackle W.L.L. 25.000 kilo | 14 | Green Pin Standard Shackles |
| | H-shackle W.L.L. 17.000 kilo | 8 | Green Pin Standard Shackles |
| | Bolts each flange | | 6 pcs |
| | Bolts + nuts + washers | | M16 x 50 8.8 |
| | Bolt tightening torque | | 210 Nm |

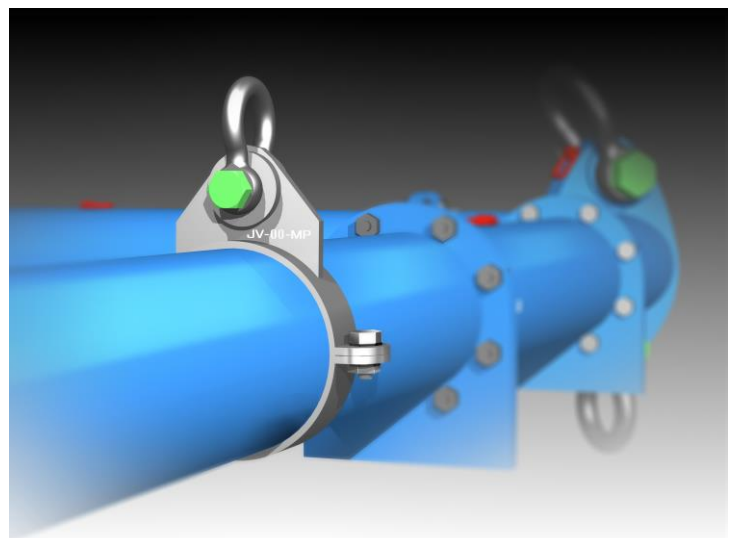


OPTION

It is a possibility to add forklift ladders to the spreaderbeam.

Sleeve size: 200 x 100 mm

Position: from center to center 900 mm




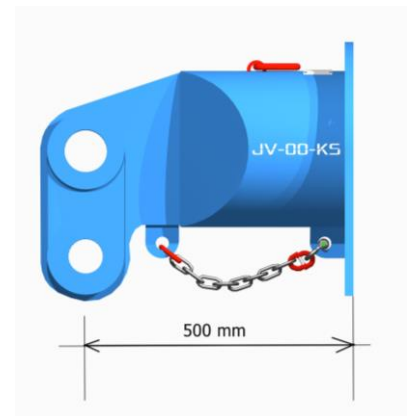
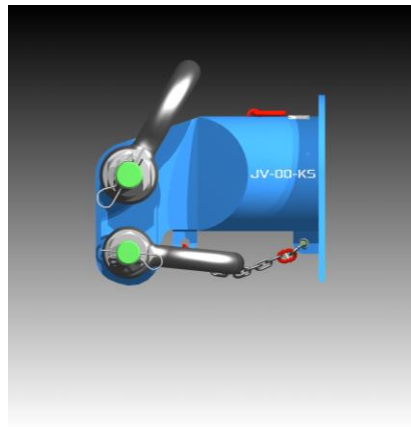
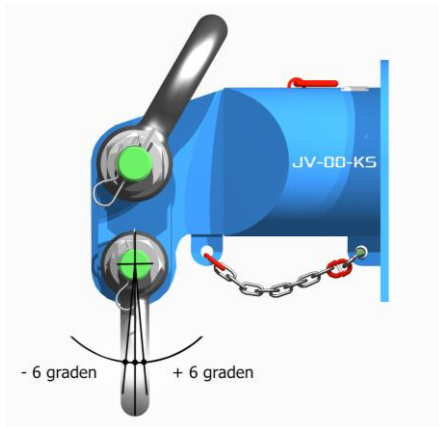
Use steel sling with JV-34-MP against sagging

at a length from 12 meter. Sling Ø 12 mm

JV-70-SB

Modular Spreaderbeam for lifting loads up to 70.000 kilo

| JV Product-code | Parts | Weights (kg) | Other information |
|-----------------|------------------------------|--------------|-----------------------------|
| JV-70-KS | Head section | 96 | |
| JV-70-SB | Spreaderbeam 0,5 meter | 60 | |
| JV-70-SB | Spreaderbeam 1 meter | 90 | |
| JV-70-SB | Spreaderbeam 2 meter | 178 | |
| JV-70-SB | Spreaderbeam 3 meter | 240 | |
| JV-70-SB | Spreaderbeam 4 meter | 300 | |
| JV-70-MP | Center point suspension | 16 | |
| | H-shackle W.L.L. 55.000 kilo | 40 | Green Pin Standard Shackles |
| | H-shackle W.L.L. 35.000 kilo | 20 | Green Pin Standard Shackles |
| | Bolts each flench | | 8 pcs |
| | Bolts + nuts + washers | | M16 x 60 8.8 |
| | Bolt tightening torque | | 210 Nm |

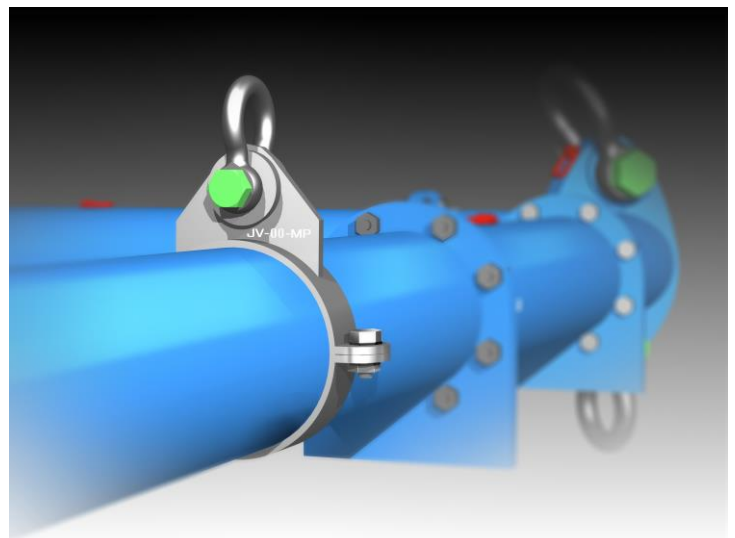


OPTION

It is possible to add forklift ladders to the spreaderbeam.

Sleeve size: 200 x 100 mm

Position: from center to center 900 mm



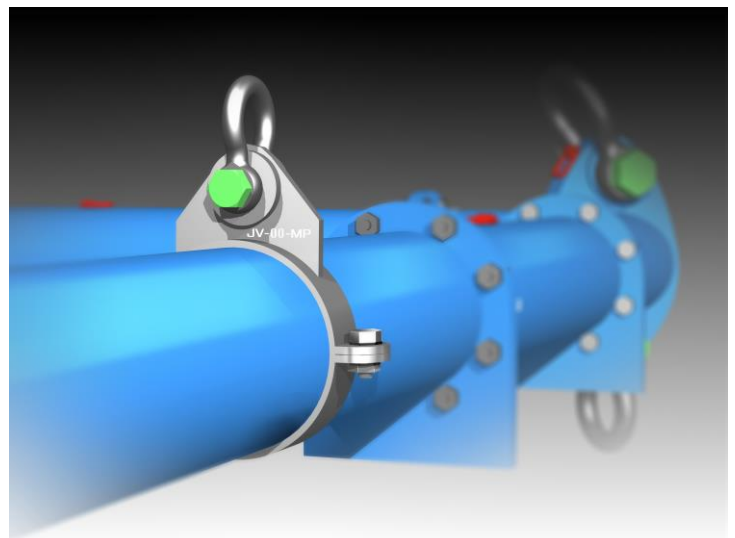

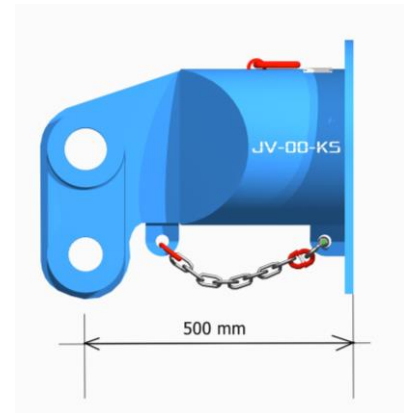
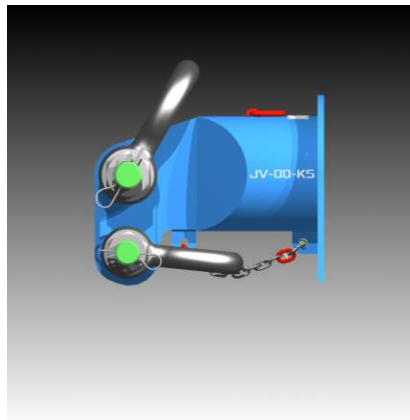
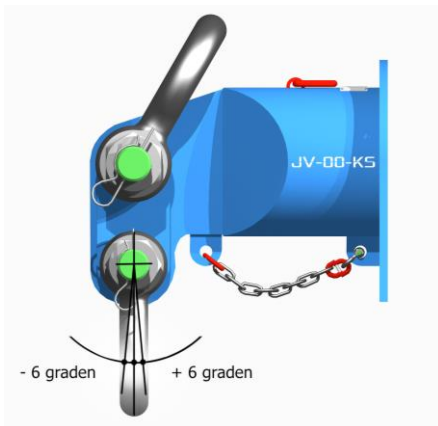
Use steel sling with JV-70-MP against sagging

at a lenght from 14 meter. Sling Ø 16 mm

Productinformation
JV-110-SB

Modular Spreaderbeam for lifting loads up to 110.000 kilo

| JV Product-code | Parts | Weights (kg) | Other information |
|-----------------|------------------------------|--------------|-----------------------------|
| JV-110-KS | Head section | 172 | |
| JV-110-SB | Spreaderbeam 0,5 meter | 88 | |
| JV-110-SB | Spreaderbeam 1 meter | 134 | |
| JV-110-SB | Spreaderbeam 2 meter | 260 | |
| JV-110-SB | Spreaderbeam 3 meter | 350 | |
| JV-110-SB | Spreaderbeam 4 meter | 450 | |
| JV-110-MP | Center point suspension | 23 | |
| | H-shackle W.L.L. 85.000 kilo | 62 | Green Pin Standard Shackles |
| | H-shackle W.L.L. 55.000 kilo | 40 | Green Pin Standard Shackles |
| | Bolts each flange | | 8 pcs |
| | Bolts + nuts + washers | | M20 x 80 8.8 |
| | Bolt tightening torque | | 411 Nm |



OPTION

It is possible to add forklift ladders to the spreaderbeam.

Sleeve size: 200 x 100 mm

Position: from center to center 900 mm


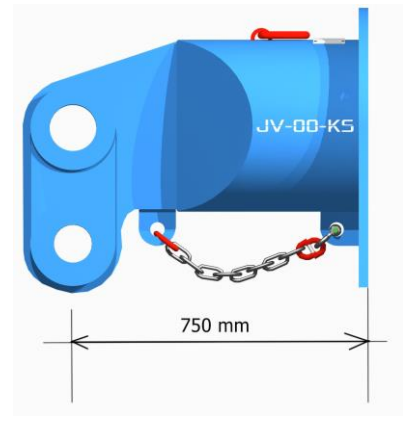
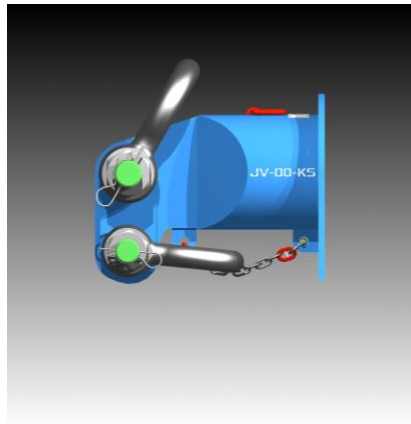
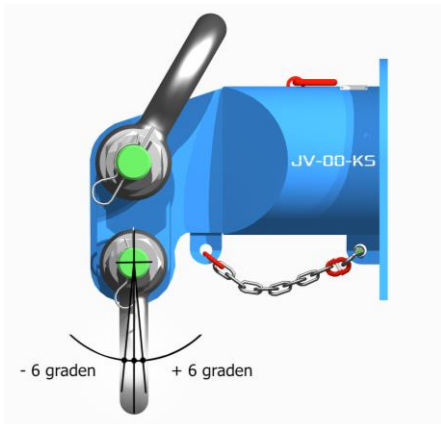
Use steel sling with JV-110-MP against sagging

at a length from 14 meter. Sling \varnothing 16 mm

Productinformation
JV-170-SB

Modular Spreaderbeam for lifting loads up to 170.000 kilo

| JV Product-code | Parts | Weights (kg) | Other information |
|-----------------|--------------------------------|--------------|-------------------------------|
| JV-170-KS | Head section | 510 | |
| JV-170-SB | Spreaderbeam 0,5 meter | 120 | |
| JV-170-SB | Spreaderbeam 1 meter | 190 | |
| JV-170-SB | Spreaderbeam 2 meter | 345 | |
| JV-170-SB | Spreaderbeam 3 meter | 480 | |
| JV-170-SB | Spreaderbeam 4 meter | 615 | |
| JV-170-MP | Middenpuntophaning | 23 | |
| | H- shackle W.L.L. 120.000 kilo | 110 | Green Pin Heavy Duty Shackles |
| | H-shackle W.L.L. 85.000 kilo | 62 | Green Pin Standard Shackles |
| | Bolts each flange | | 12 pcs |
| | Bolts + nuts + washers | | M20 x 80 8.8 |
| | Bolt tightening torque | | 411 Nm |

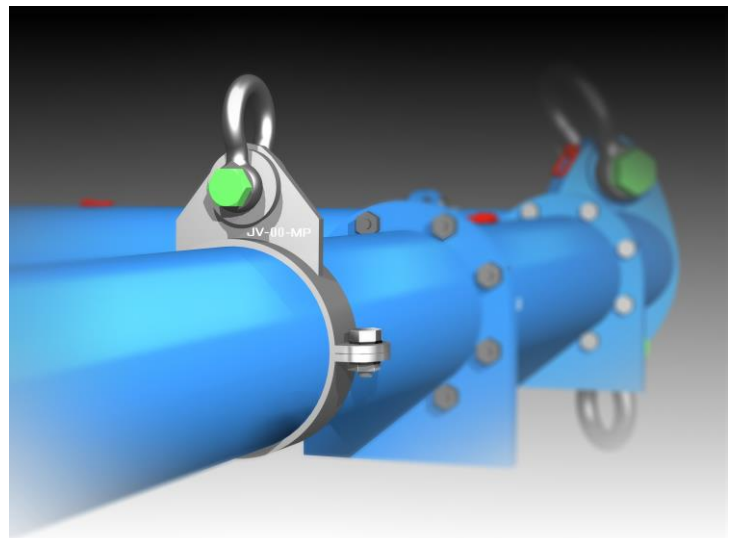


OPTION

It is possible to add forklifting ladders to the spreaderbeam.

Sleeve size: 200 x 100 mm

Position: from center to center 900 mm




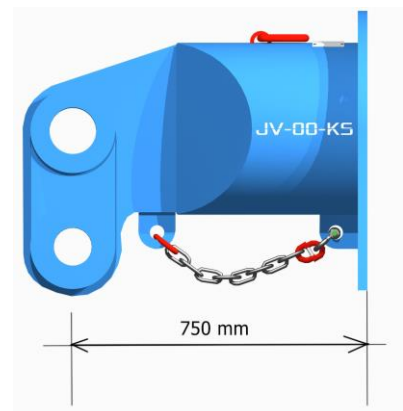
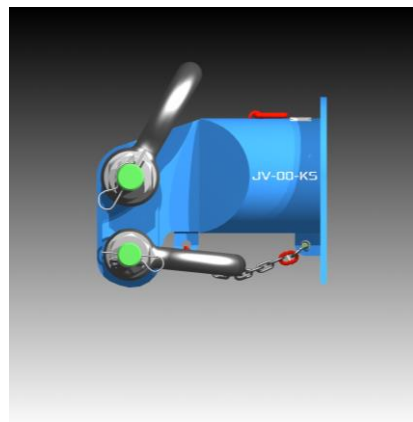
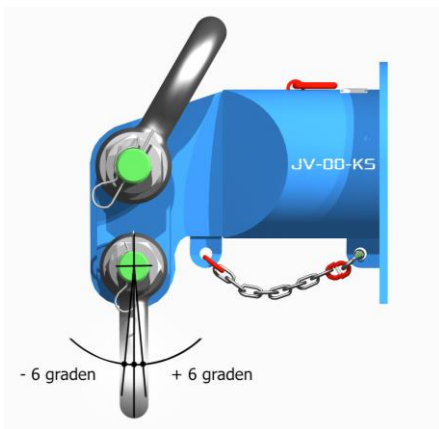
Use steel sling with JV-170-MP against sagging

at a length from 16 meter. Sling Ø 18 mm

Productinformation
JV-250-SB

Modulare Spreaderbeam for lifting loads up to 250.000 kilo

| JV Product-code | Parts | Weights (kg) | Other information |
|-----------------|-------------------------------|--------------|--------------------------|
| JV-250-KS | Head section | 532 | |
| JV-250-SB | Spreaderbeam 0,5 meter | 185 | |
| JV-250-SB | Spreaderbeam 1 meter | 340 | |
| JV-250-SB | Spreaderbeam 2 meter | 525 | |
| JV-250-SB | Spreaderbeam 3 meter | 710 | |
| JV-250-SB | Spreaderbeam 4 meter | 895 | |
| JV-250-MP | Center point suspension | 33 | |
| | H-shackle W.L.L. 175.000 kilo | 160 | Green Pin Super Shackles |
| | H-shackle W.L.L. 150.000 kilo | 112 | Green Pin Super Shackles |
| | Bolts each flange | | 12 pcs |
| | Bolts + nuts + washers | | M20 x 80 8.8 |
| | Bolt tightening torque | | 411 Nm |

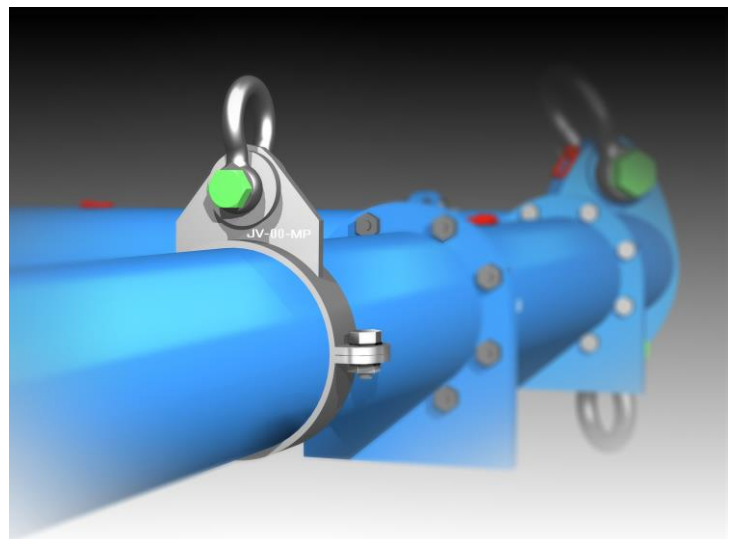


OPTION

Is is a possibility to add forklift ladders to the spreaderbeam.

Sleeve size: 200 x 100 mm

Position: from center to center 900 mm



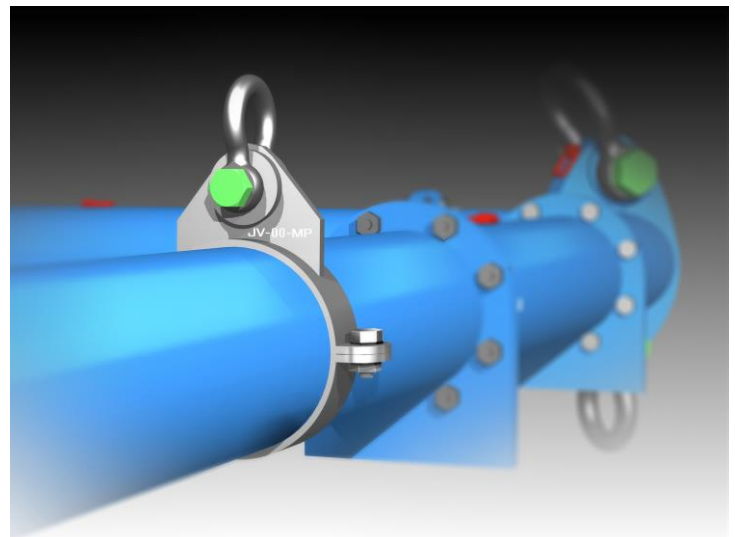

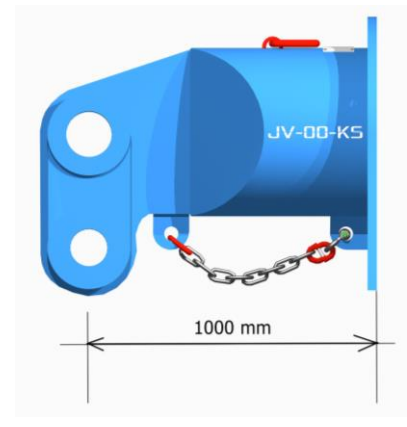
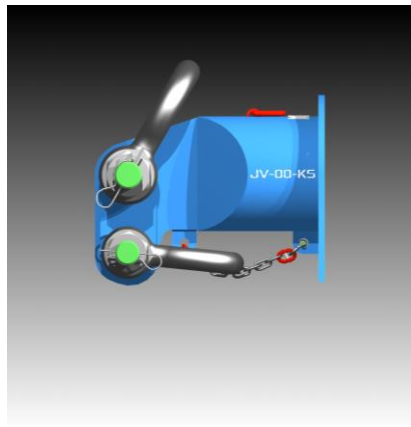
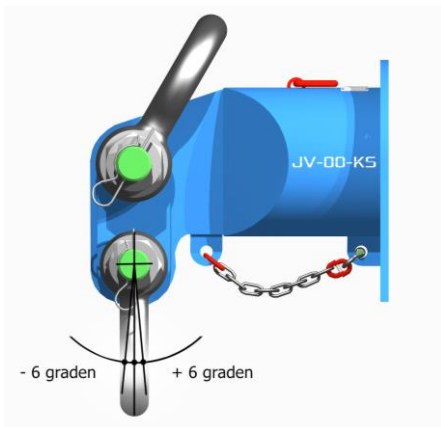
Use steel sling with JV-250-MP against sagging

at a lenght from 16 meter. Sling Ø 20 mm

Productinformation
JV-400-SB

Modulare Spreaderbeam for lifting loads up to 400.000 kilo

| JV Product-code | Parts | Weights (kg) | Other information |
|-----------------|-------------------------------|--------------|-------------------------------|
| JV-400-KS | Head section | 920 | |
| JV-400-SB | Spreaderbeam 0,5 meter | 250 | |
| JV-400-SB | Spreaderbeam 1 meter | 370 | |
| JV-400-SB | Spreaderbeam 2 meter | 666 | |
| JV-400-SB | Spreaderbeam 3 meter | 830 | |
| JV-400-SB | Spreaderbeam 4 meter | 1100 | |
| JV-400-MP | Center point suspension | 39 | |
| | H-shackle W.L.L. 300.000 kilo | 340 | Green Pin Heavy Duty Shackles |
| | H-shackle W.L.L. 200.000 kilo | 235 | Green Pin Heavy Duty Shackles |
| | Bolts each flange | | 12 pcs |
| | Bolts + nuts + washers | | M24 x 90 8.8 |
| | Bolt tightening torque | | 711 Nm |



OPTION

It is a possibility to add forklift ladders to the spreaderbeam.

Sleeve size: 200 x 100 mm

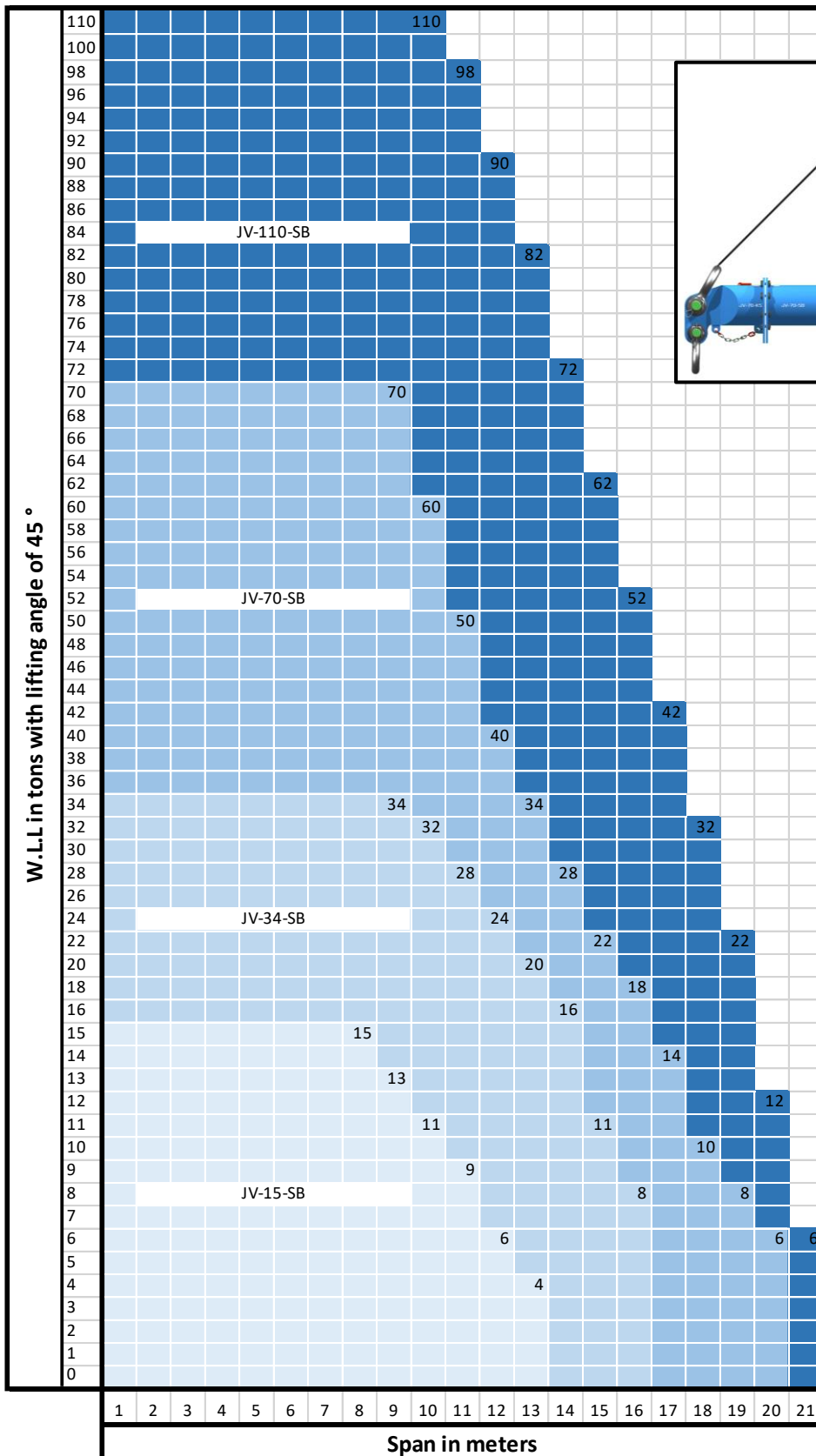
Position: from center to center 900 mm

Use steel sling with JV-400-MP against sagging

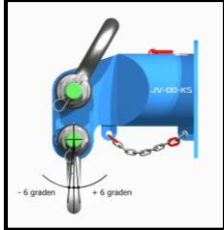
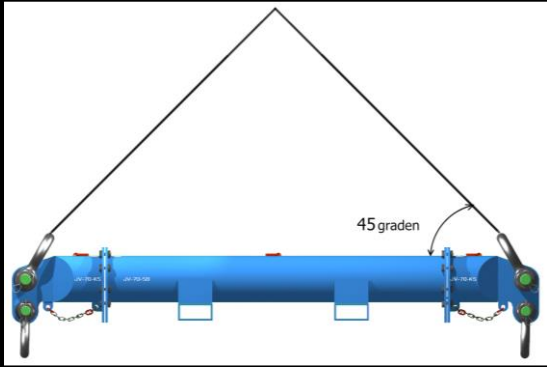
at a length from 16 meter. Sling Ø 22 mm

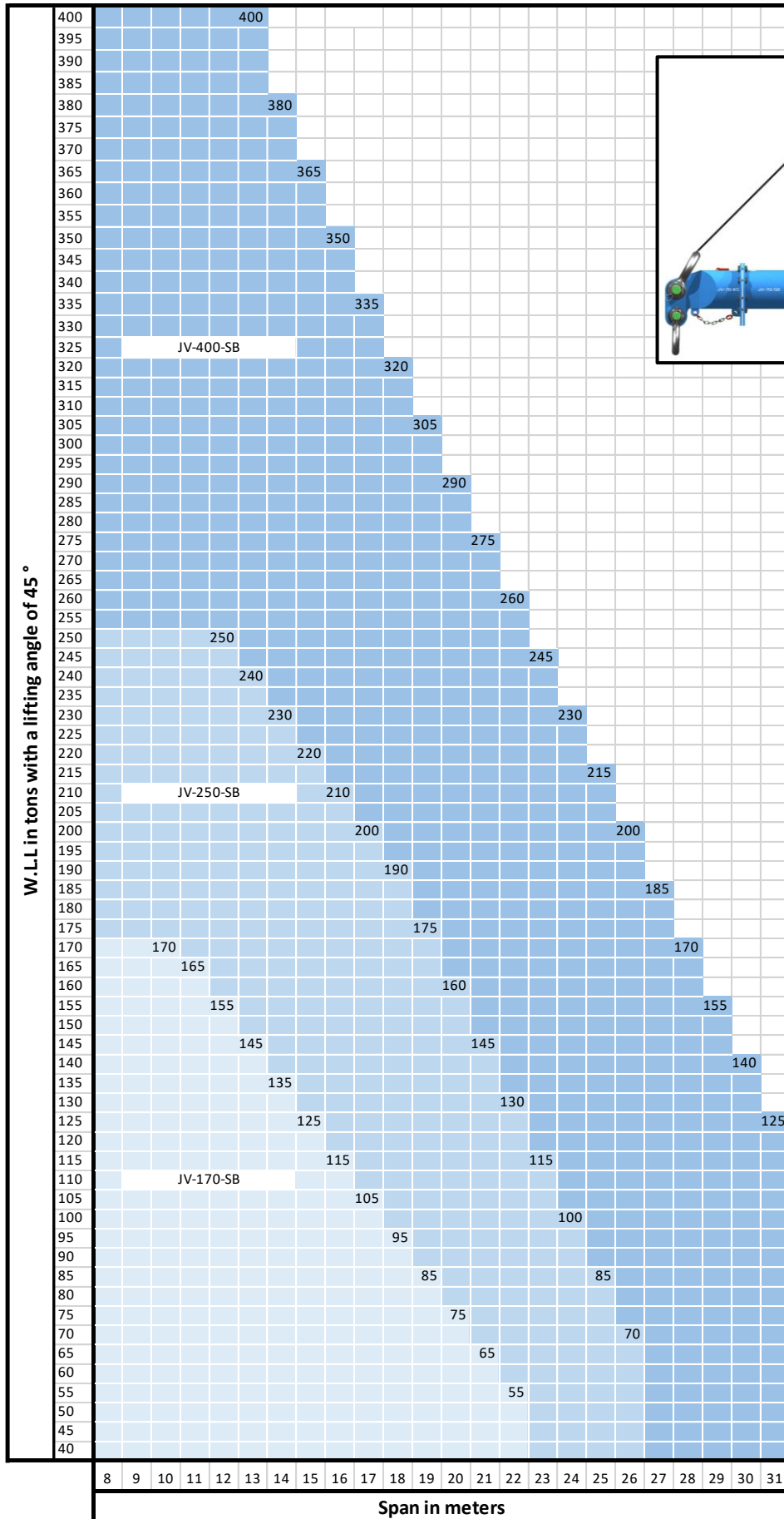
CAPACITY CHART SPREADERBEAMS

lifting angle 45°

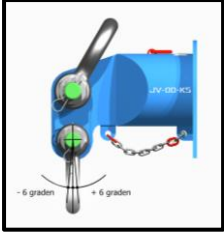
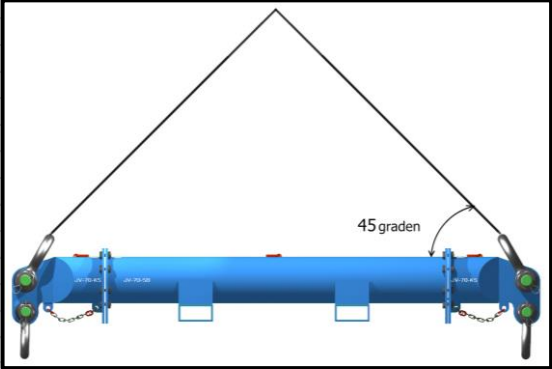


JV-15-SB up to JV-110-SB



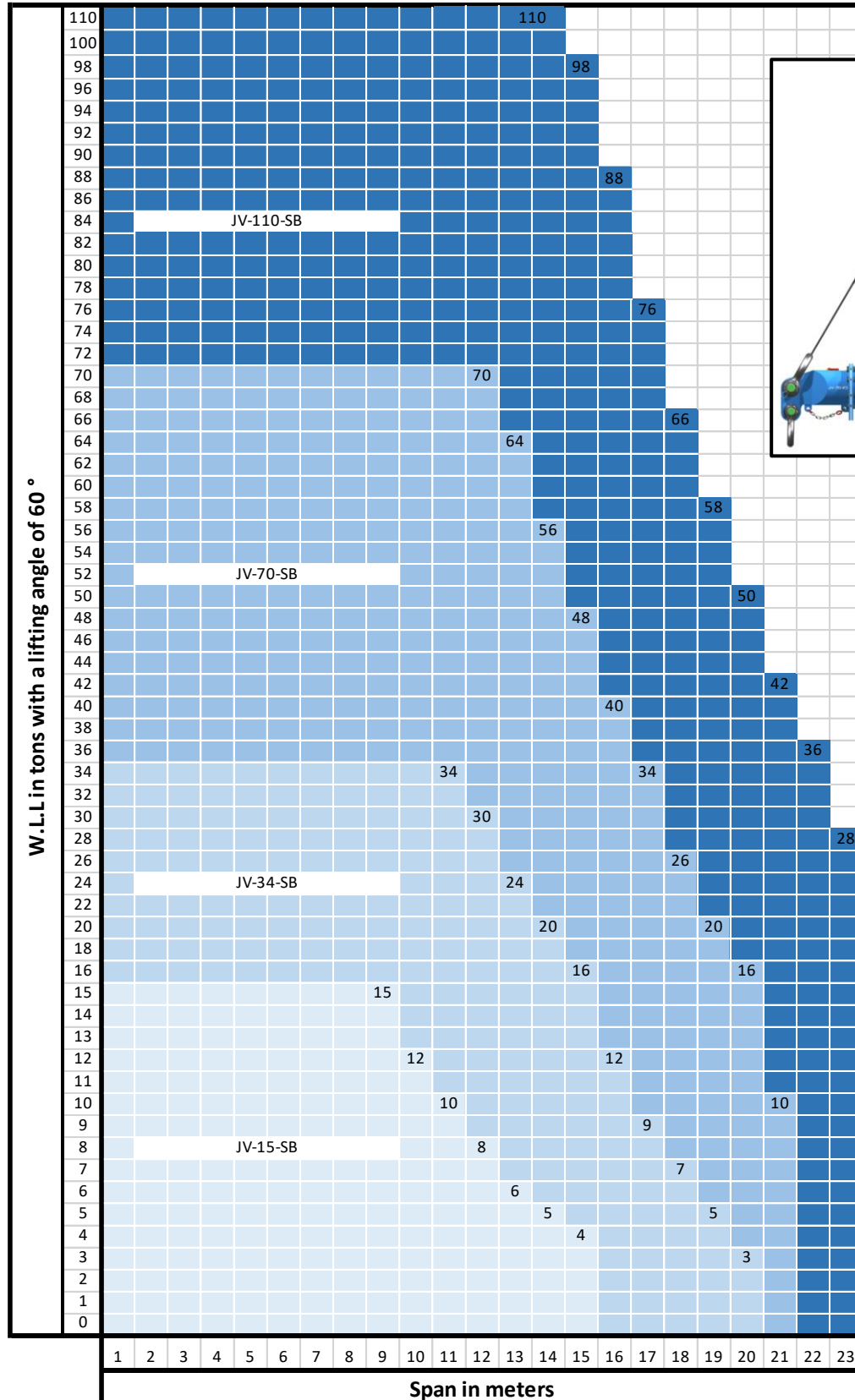


JV-170-SB t/m JV-400-SB

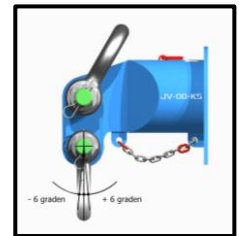
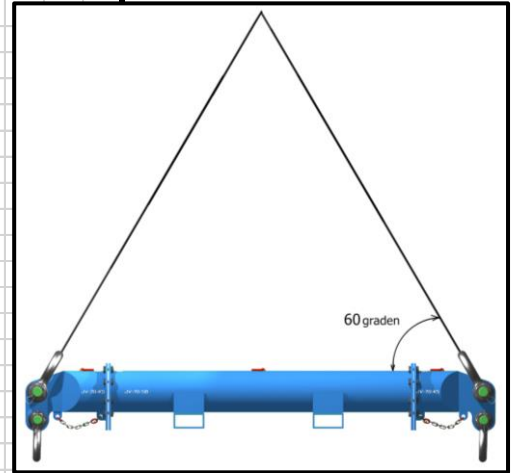


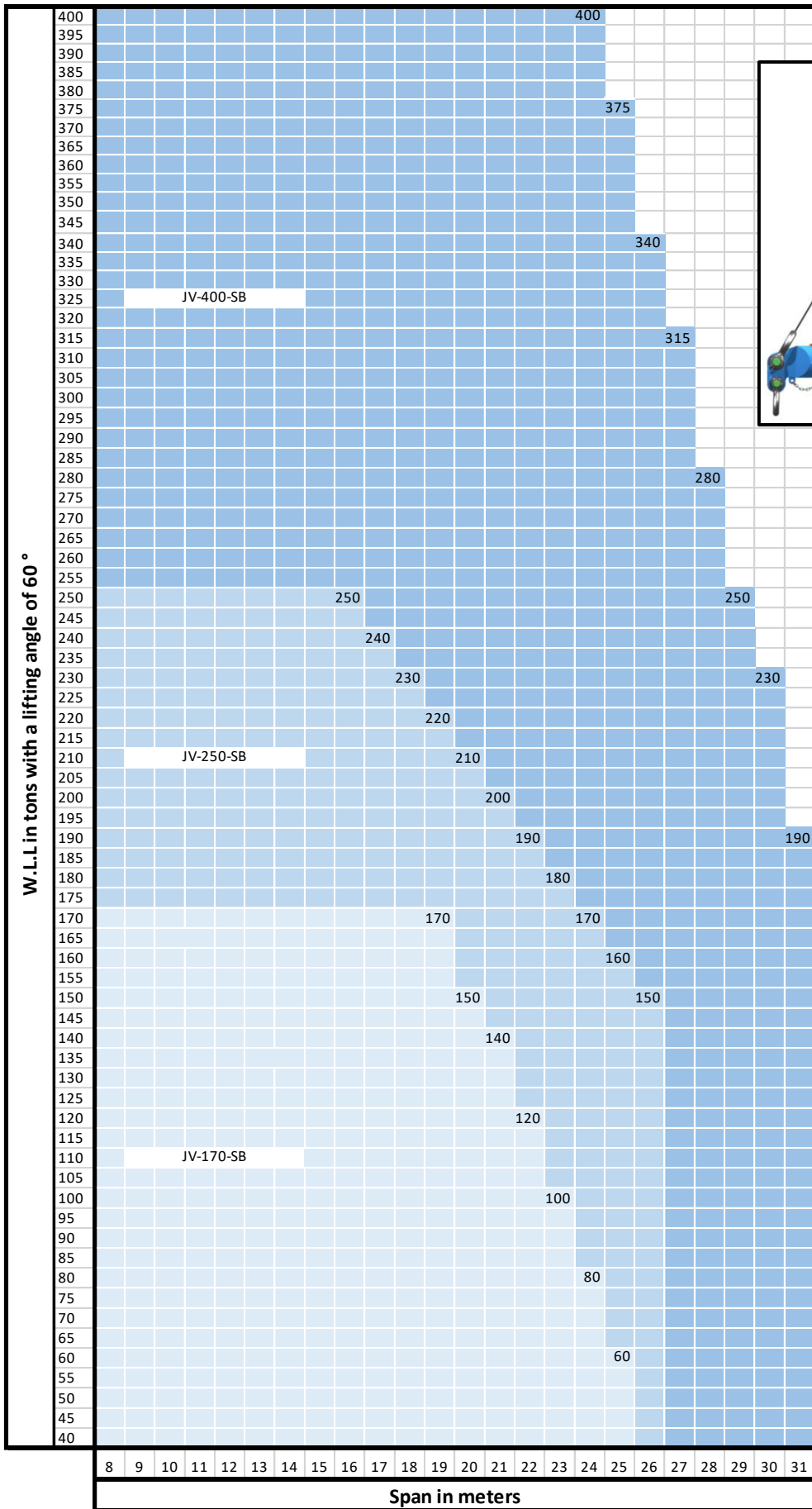
CAPACITY CHART SPREADERBEAMS

Lifting angle 60°

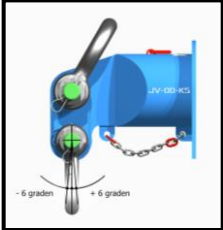
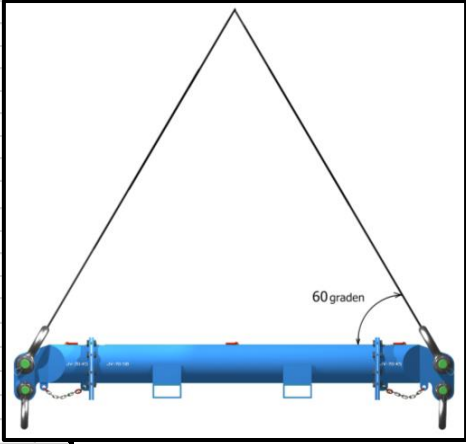


JV-15-SB t/m JV-110-SB






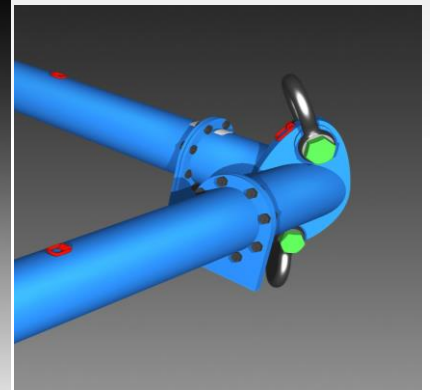

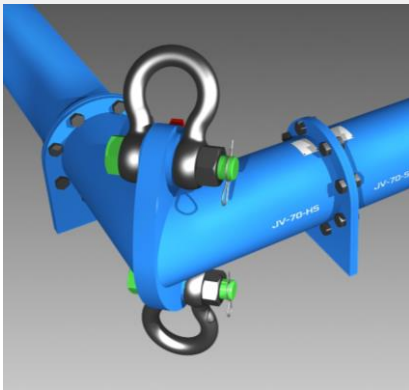


JV-170-SB t/m JV-400-SB



EXAMPLES SPREADERBEAMS




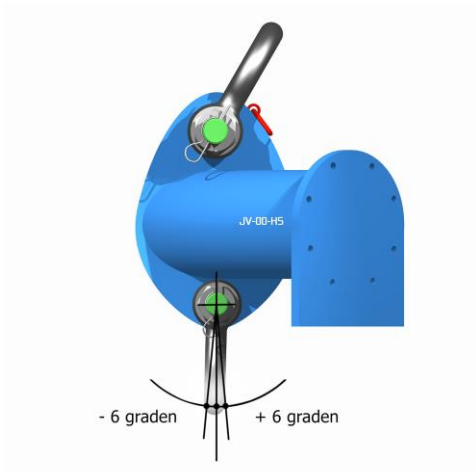
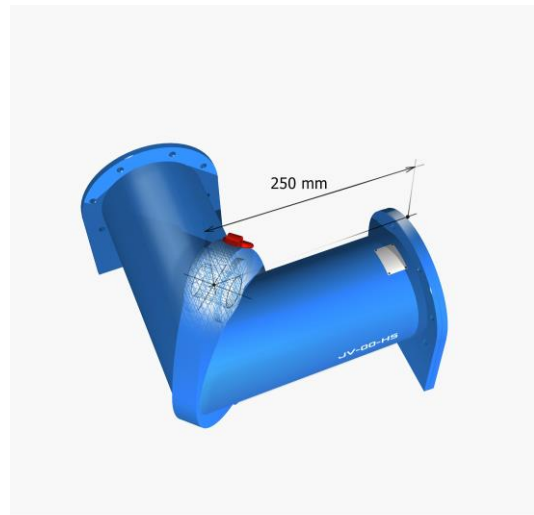

FRAMES



JV-15-FR

Modular frame for lifting loads up to:
'see capacity chart frames'


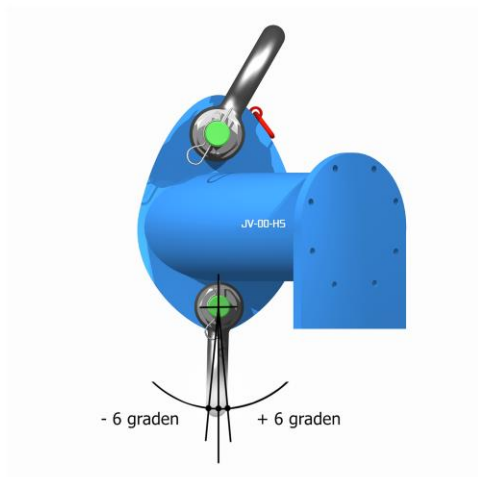
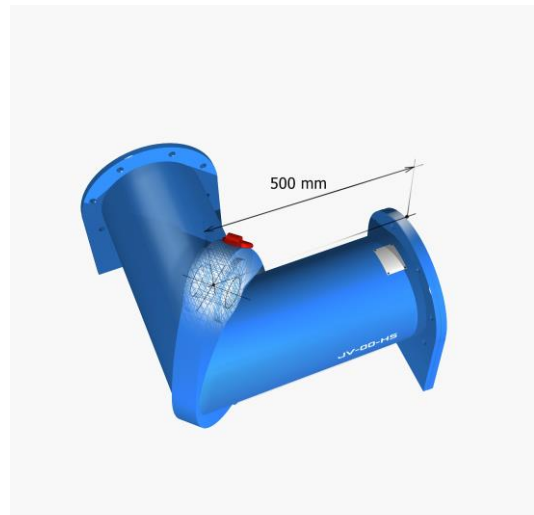

| JV Product-code | Parts | Weights (kg) | Other information |
|-----------------|------------------------------|--------------|-----------------------------|
| JV-15-HS | Corner section | 41 | |
| JV-15-SB | Spreaderbeam 0,5 meter | 26 | |
| JV-15-SB | Spreaderbeam 1 meter | 38 | |
| JV-15-SB | Spreaderbeam 2 meter | 80 | |
| JV-15-SB | Spreaderbeam 3 meter | 102 | |
| JV-15-SB | Spreaderbeam 4 meter | 120 | |
| | H-shackle W.L.L. 13.000 kilo | 7 | Green Pin Standard Shackles |
| | H-shackle W.L.L. 8.500 kilo | 3 | Green Pin Standard Shackles |
| | Bolts each flange | | 6 psc |
| | Bolts + nuts + washers | | M16 x 50 8.8 |
| | Bolt tightening torque | | 210 Nm |



JV-34-FR

Modular frame for lifting loads up to:
'see capacity chart frames'


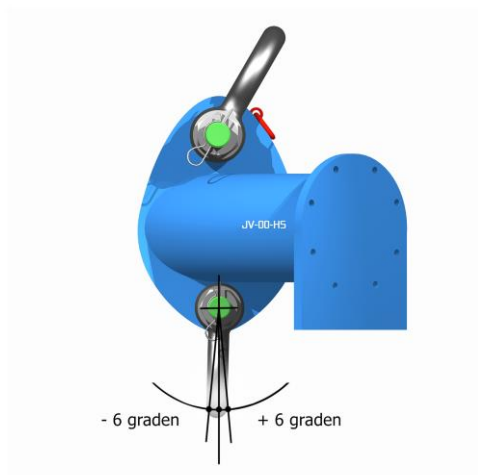
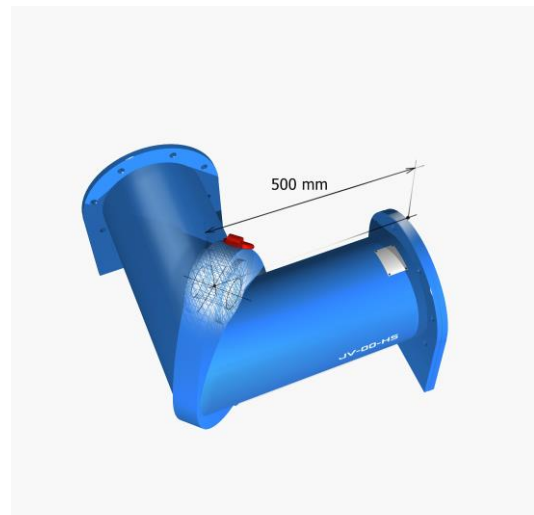

| JV Product-code | Parts | Weights (kg) | Other information |
|-----------------|------------------------------|--------------|-----------------------------|
| JV-34-HS | Corner section | 120 | |
| JV-34-SB | Spreaderbeam 0,5 meter | 35 | |
| JV-34-SB | Spreaderbeam 1 meter | 55 | |
| JV-34-SB | Spreaderbeam 2 meter | 100 | |
| JV-34-SB | Spreaderbeam 3 meter | 140 | |
| JV-34-SB | Spreaderbeam 4 meter | 180 | |
| | H-shackle W.L.L. 25.000 kilo | 14 | Green Pin Standard Shackles |
| | H-shackle W.L.L. 17.000 kilo | 8 | Green Pin Standard Shackles |
| | Bolts each flange | | 6 pcs |
| | Bolts + nuts + washers | | M16 x 50 8.8 |
| | Bolt tightening torque | | 210 Nm |



JV-70-FR

Modular frame for lifting loads up to:
'see capacity chart frames'


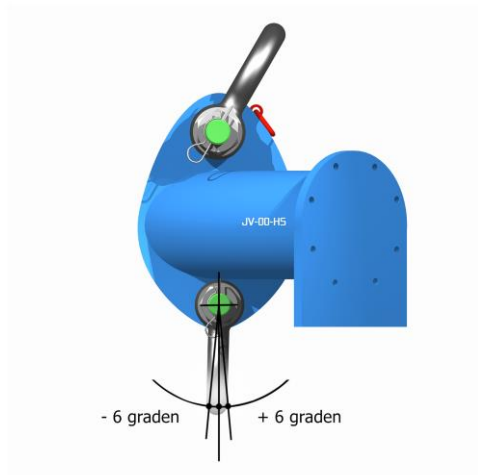
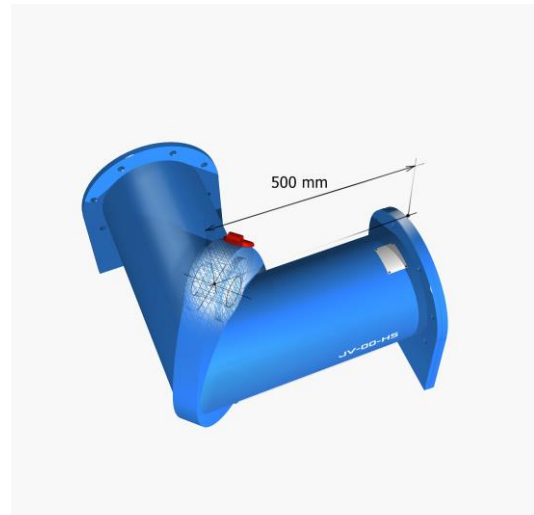

| JV Product-code | Parts | Weights (kg) | Other information |
|-----------------|------------------------------|--------------|-----------------------------|
| JV-70-HS | Corner section | 224 | |
| JV-70-SB | Spreaderbeam 0,5 meter | 60 | |
| JV-70-SB | Spreaderbeam 1 meter | 90 | |
| JV-70-SB | Spreaderbeam 2 meter | 178 | |
| JV-70-SB | Spreaderbeam 3 meter | 240 | |
| JV-70-SB | Spreaderbeam 4 meter | 300 | |
| | H-shackle W.L.L. 55.000 kilo | 40 | Green Pin Standard Shackles |
| | H-shackle W.L.L. 35.000 kilo | 20 | Green Pin Standard Shackles |
| | Bolts each flench | | 8 pcs |
| | Bolts + nuts + washers | | M16 x 60 8.8 |
| | Bolt tightening torque | | 210 Nm |



Productinformation
JV-110-FR

Modular frame for lifting loads up to:
 'see capacity chart frames'


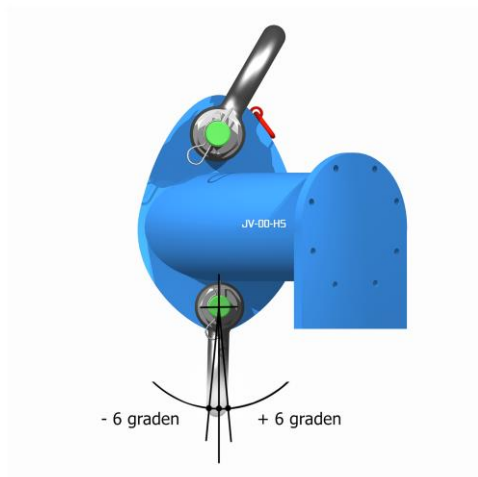
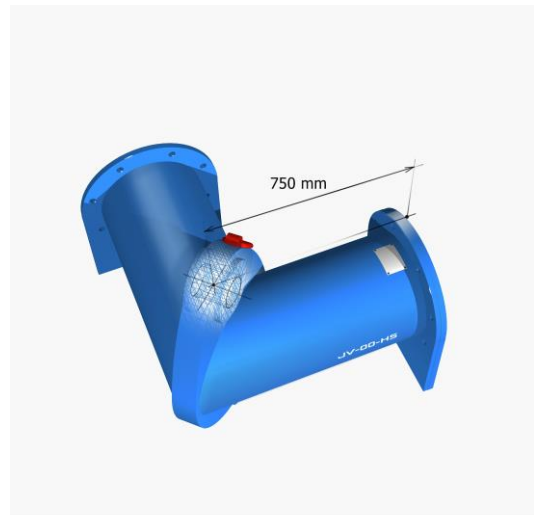

| JV Product-code | Parts | Weights (kg) | Other information |
|-----------------|-------------------------------|--------------|-----------------------------|
| JV-110-HS | Corner section | 336 | |
| JV-110-SB | Spreaderbeam 0,5 meter | 88 | |
| JV-110-SB | Spreaderbeam 1 meter | 134 | |
| JV-110-SB | Spreaderbeam 2 meter | 260 | |
| JV-110-SB | Spreaderbeam 3 meter | 350 | |
| JV-110-SB | Spreaderbeam 4 meter | 450 | |
| | H- shackle W.L.L. 85.000 kilo | 62 | Green Pin Standard Shackles |
| | H-shackle W.L.L. 55.000 kilo | 40 | Green Pin Standard Shackles |
| | Bolts each flange | | 8 pcs |
| | Bolts + nuts + washers | | M20 x 80 8.8 |
| | Bolt tightening torque | | 411 Nm |



Productinformation
JV-170-FR

Modular frame for lifting loads up to:
 'see capacity chart frames'


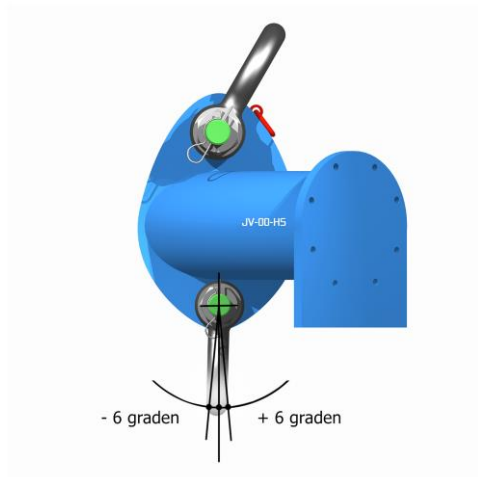
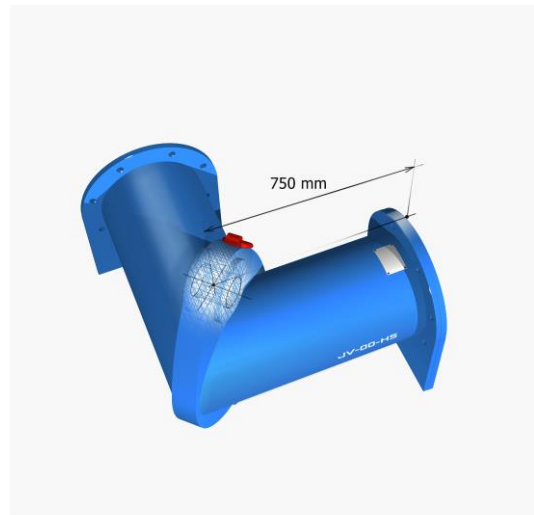

| JV Product-code | Parts | Weights (kg) | Other information |
|-----------------|-------------------------------|--------------|-------------------------------|
| JV-170-HS | Corner section | 594 | |
| JV-170-SB | Spreaderbeam 0,5 meter | 120 | |
| JV-170-SB | Spreaderbeam 1 meter | 190 | |
| JV-170-SB | Spreaderbeam 2 meter | 345 | |
| JV-170-SB | Spreaderbeam 3 meter | 480 | |
| JV-170-SB | Spreaderbeam 4 meter | 615 | |
| | H-shackle W.L.L. 120.000 kilo | 110 | Green Pin Heavy Duty Shackles |
| | H-shackle W.L.L. 85.000 kilo | 62 | Green Pin Standard Shackles |
| | Bolts each flange | | 12 pcs |
| | Bolts + nuts + washers | | M20 x 80 8.8 |
| | Bolt tightening torque | | 411 Nm |



Productinformation
JV-250-FR

Modular frame for lifting loads up to:
 'see capacity chart frames'


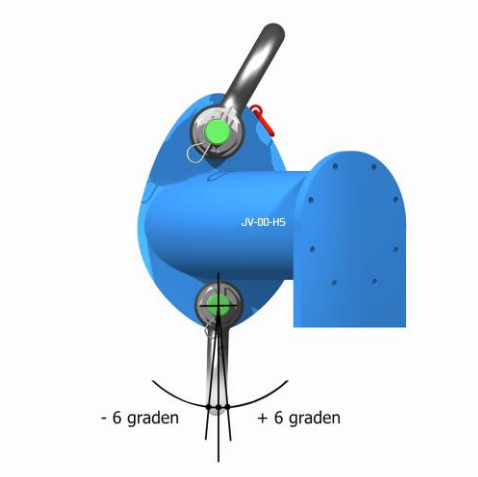
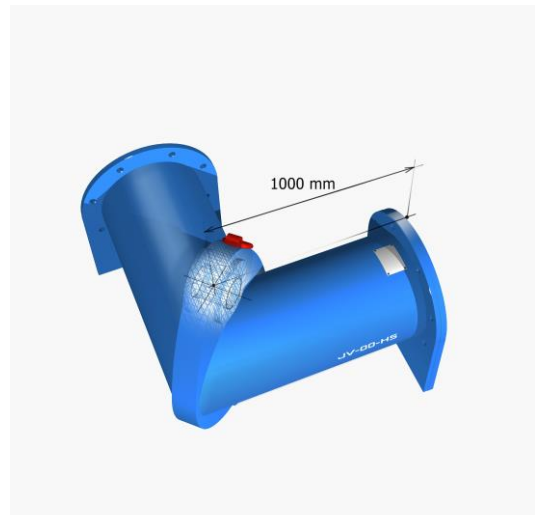

| JV Product-code | Parts | Weights (kg) | Other information |
|-----------------|-------------------------------|--------------|--------------------------|
| JV-250-HS | Corner section | 1003 | |
| JV-250-SB | Spreaderbeam 0,5 meter | 185 | |
| JV-250-SB | Spreaderbeam 1 meter | 340 | |
| JV-250-SB | Spreaderbeam 2 meter | 525 | |
| JV-250-SB | Spreaderbeam 3 meter | 710 | |
| JV-250-SB | Spreaderbeam 4 meter | 895 | |
| | H-shackle W.L.L. 175.000 kilo | 160 | Green Pin Super Shackles |
| | H-shackle W.L.L. 150.000 kilo | 112 | Green Pin Super Shackles |
| | Bolts each flange | | 12 pcs |
| | Bolt + nuts + washers | | M20 x 80 8.8 |
| | Bolt tightening torque | | 411 Nm |



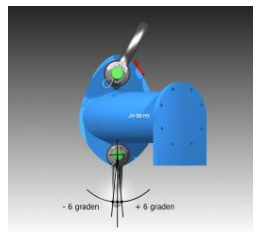
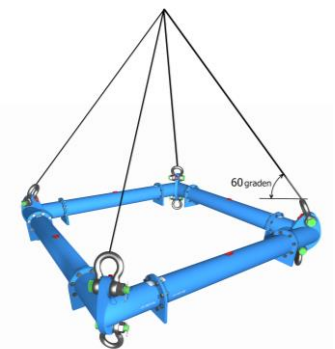
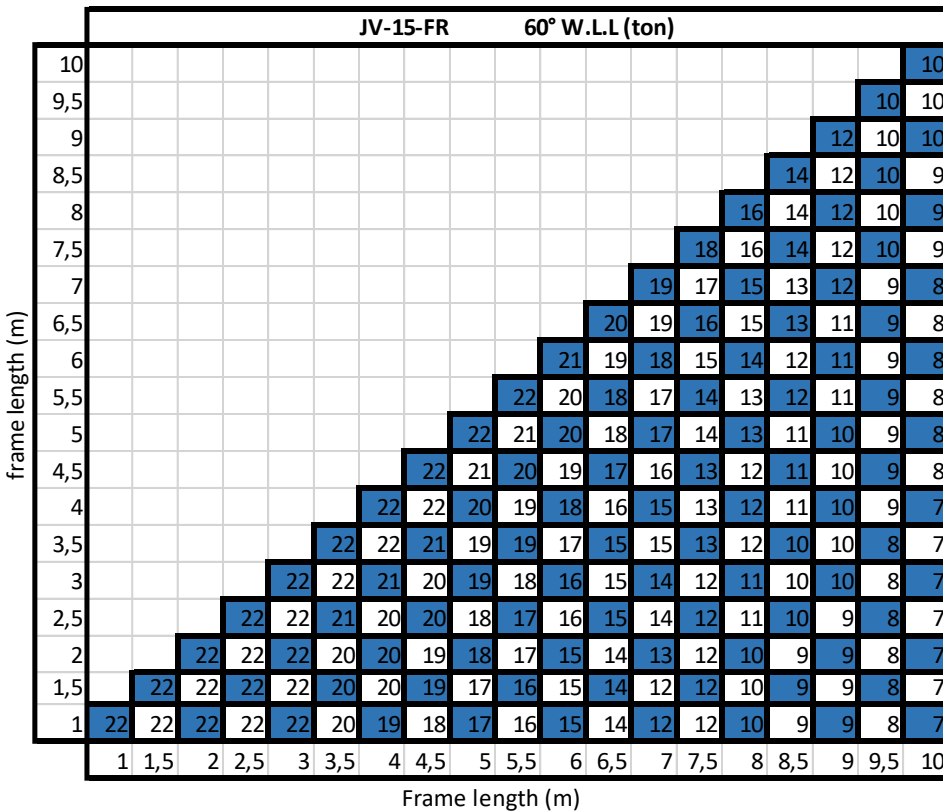
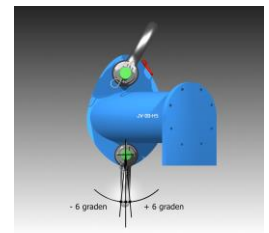
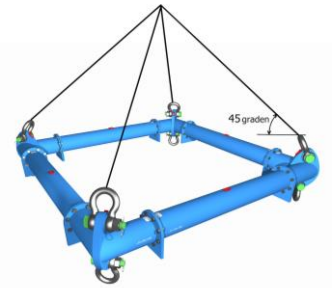
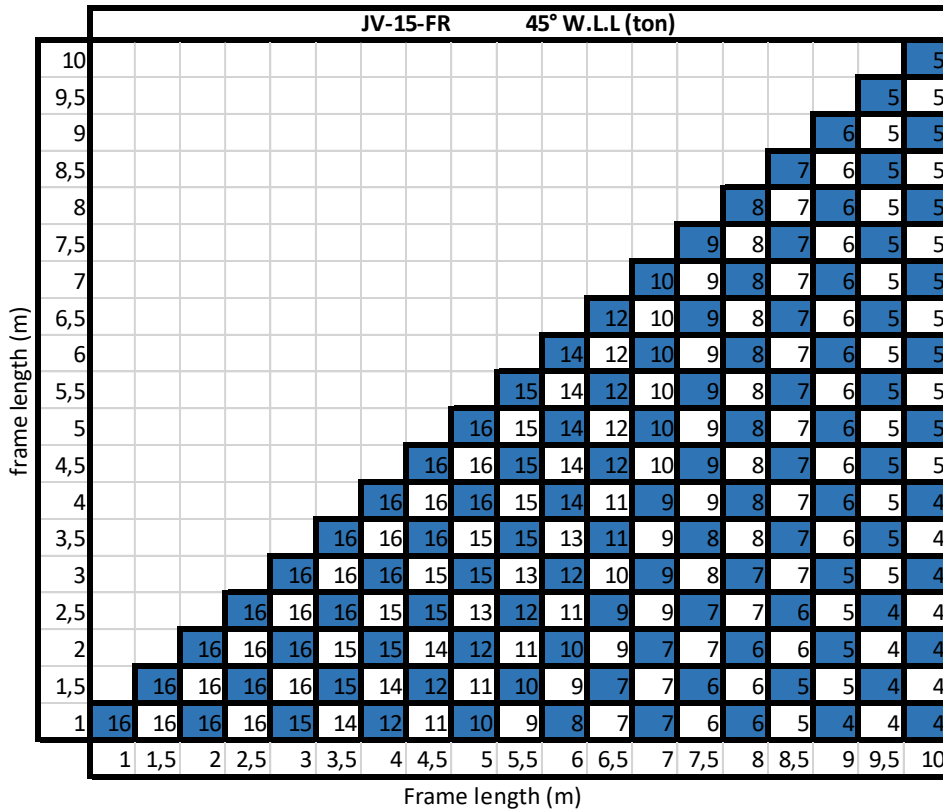
Productinformation
JV-400-FR

Modular frame for lifting loads up to:
 'see capacity chart frames'

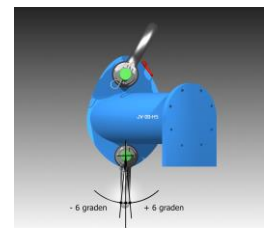
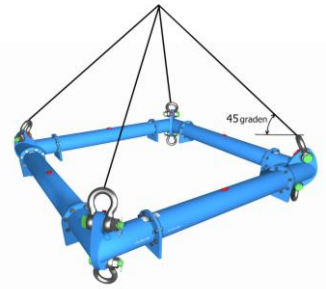
| JV Product-code | Parts | Weights (kg) | Other information |
|-----------------|-------------------------------|--------------|-------------------------------|
| JV-400-HS | Corner section | 1757 | |
| JV-400-SB | Spreaderbeam 0,5 meter | 250 | |
| JV-400-SB | Spreaderbeam 1 meter | 370 | |
| JV-400-SB | Spreaderbeam 2 meter | 666 | |
| JV-400-SB | Spreaderbeam 3 meter | 830 | |
| JV-400-SB | Spreaderbeam 4 meter | 1100 | |
| | H-shackle W.L.L. 300.000 kilo | 340 | Green Pin Heavy Duty Shackles |
| | H-shackle W.L.L. 200.000 kilo | 235 | Green Pin Heavy Duty Shackles |
| | Bolts each flange | | 12 pcs |
| | Bolts + nuts + washers | | M24 x 90 8.8 |
| | Bolt tightening torque | | 711 Nm |



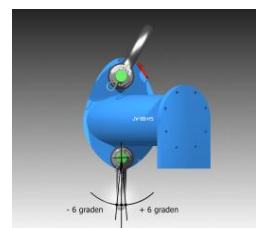
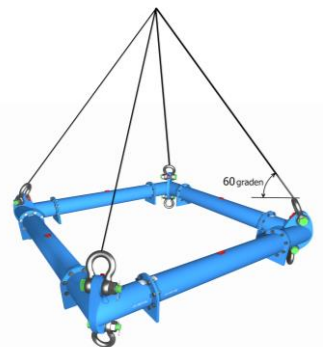
CAPACITY CHART FRAMES

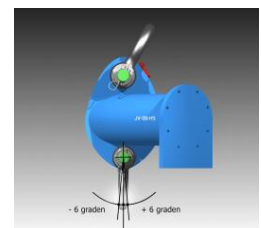
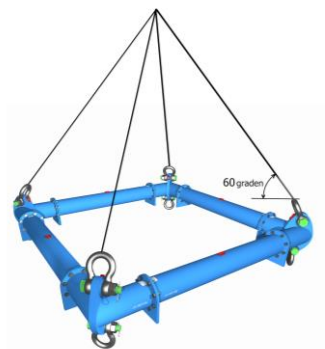
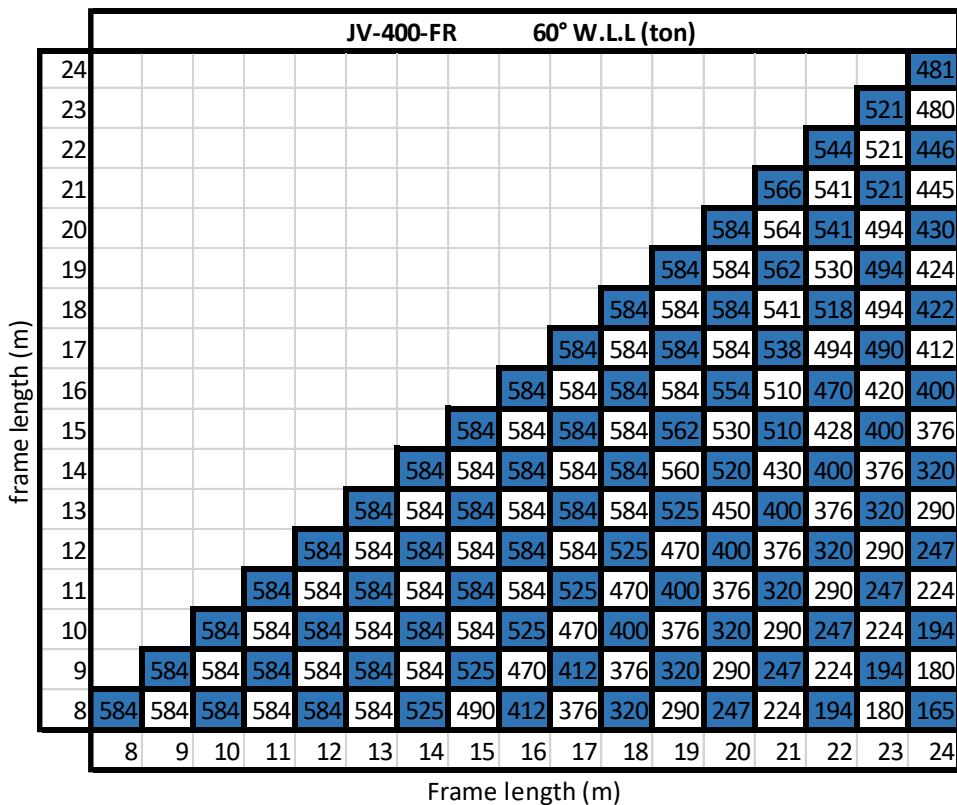
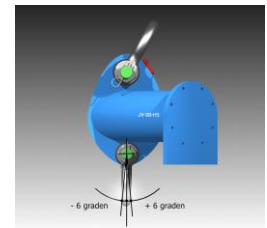
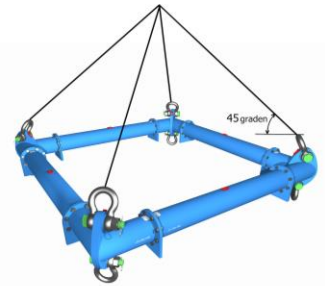
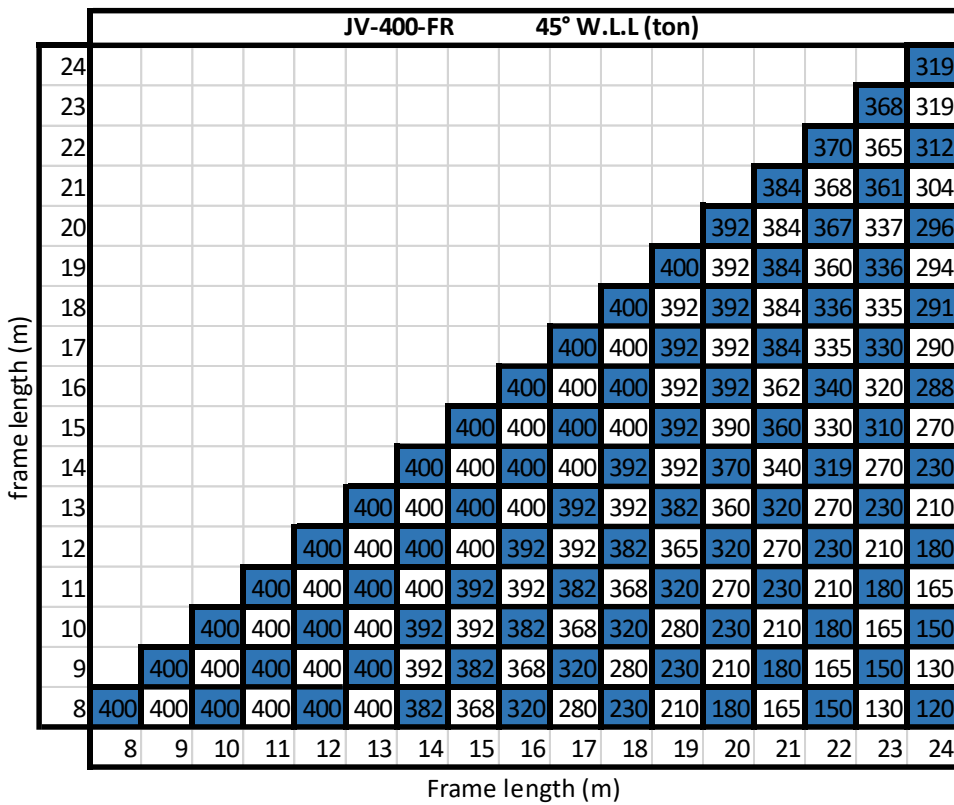


| | | JV-34-FR 45° W.L.L (ton) | | | | | | | | | | | | | | | | | | | | | | | | | | | | | | | |
|------------------|----|--------------------------|---|---|---|---|---|---|---|---|----|----|----|----|----|----|--|--|--|----|----|----|----|----|----|----|----|----|----|---|---|---|---|
| frame length (m) | 15 | | | | | | | | | | | | | | | | | | | | | 8 | | | | | | | | | | | |
| | 14 | | | | | | | | | | | | | | | | | | | | 10 | 8 | | | | | | | | | | | |
| | 13 | | | | | | | | | | | | | | | | | | | 13 | 10 | 8 | | | | | | | | | | | |
| | 12 | | | | | | | | | | | | | | | | | | | 15 | 12 | 10 | 8 | | | | | | | | | | |
| | 11 | | | | | | | | | | | | | | | | | | | 19 | 14 | 12 | 9 | 8 | | | | | | | | | |
| | 10 | | | | | | | | | | | | | | | | | | | 20 | 18 | 14 | 11 | 9 | 8 | | | | | | | | |
| | 9 | | | | | | | | | | | | | | | | | | | 21 | 18 | 17 | 13 | 11 | 9 | 8 | | | | | | | |
| | 8 | | | | | | | | | | | | | | | | | | | 21 | 20 | 18 | 16 | 12 | 10 | 9 | 7 | | | | | | |
| | 7 | | | | | | | | | | | | | | | | | | | 27 | 20 | 19 | 16 | 15 | 12 | 10 | 9 | 7 | | | | | |
| | 6 | | | | | | | | | | | | | | | | | | | 33 | 25 | 19 | 16 | 15 | 13 | 12 | 9 | 8 | 7 | | | | |
| | 5 | | | | | | | | | | | | | | | | | | | 39 | 31 | 22 | 17 | 15 | 14 | 12 | 11 | 9 | 8 | 7 | | | |
| | 4 | | | | | | | | | | | | | | | | | | | 39 | 39 | 29 | 21 | 15 | 14 | 12 | 11 | 10 | 8 | 8 | 6 | | |
| | 3 | | | | | | | | | | | | | | | | | | | 39 | 39 | 36 | 27 | 20 | 14 | 12 | 11 | 10 | 9 | 8 | 7 | 6 | |
| | 2 | | | | | | | | | | | | | | | | | | | 39 | 39 | 39 | 31 | 26 | 19 | 13 | 11 | 10 | 9 | 8 | 7 | 7 | 6 |
| | 1 | | | | | | | | | | | | | | | | | | | 39 | 39 | 39 | 39 | 29 | 26 | 18 | 13 | 11 | 10 | 8 | 7 | 7 | 7 |
| | | 1 | 2 | 3 | 4 | 5 | 6 | 7 | 8 | 9 | 10 | 11 | 12 | 13 | 14 | 15 | | | | | | | | | | | | | | | | | |
| | | Frame length (m) | | | | | | | | | | | | | | | | | | | | | | | | | | | | | | | |



| | | JV-34-FR 60° W.L.L (ton) | | | | | | | | | | | | | | | | | | | | | | | | | | | | | | | | | | | | | | | | | | | | | | | | | | | | | | | | | | | | | | | | |
|------------------|----|--------------------------|---|---|---|---|---|---|---|---|----|----|----|----|----|----|--|--|--|--|--|--|--|--|--|--|--|--|--|--|--|--|--|--|--|--|--|--|--|--|--|--|--|--|--|--|----|--|--|--|----|----|----|----|----|----|----|----|----|----|----|----|----|----|----|----|
| frame length (m) | 15 | | | | | | | | | | | | | | | | | | | | | | | | | | | | | | | | | | | | | | | | | | | | | | 19 | | | | | | | | | | | | | | | | | | | |
| | 14 | | | | | | | | | | | | | | | | | | | | | | | | | | | | | | | | | | | | | | | | | | | | | | | | | | 21 | 18 | | | | | | | | | | | | | | |
| | 13 | | | | | | | | | | | | | | | | | | | | | | | | | | | | | | | | | | | | | | | | | | | | | | | | | | | | 24 | 20 | 18 | | | | | | | | | | | |
| | 12 | | | | | | | | | | | | | | | | | | | | | | | | | | | | | | | | | | | | | | | | | | | | | | | | | | | | 26 | 21 | 19 | 15 | | | | | | | | | | |
| | 11 | | | | | | | | | | | | | | | | | | | | | | | | | | | | | | | | | | | | | | | | | | | | | | | | | | | | 29 | 24 | 20 | 15 | 14 | | | | | | | | | |
| | 10 | | | | | | | | | | | | | | | | | | | | | | | | | | | | | | | | | | | | | | | | | | | | | | | | | | | | 30 | 26 | 22 | 17 | 14 | 13 | | | | | | | | |
| | 9 | | | | | | | | | | | | | | | | | | | | | | | | | | | | | | | | | | | | | | | | | | | | | | | | | | | | 31 | 26 | 26 | 18 | 17 | 14 | 13 | | | | | | | |
| | 8 | | | | | | | | | | | | | | | | | | | | | | | | | | | | | | | | | | | | | | | | | | | | | | | | | | | | 31 | 27 | 26 | 21 | 17 | 16 | 13 | 12 | | | | | | |
| | 7 | | | | | | | | | | | | | | | | | | | | | | | | | | | | | | | | | | | | | | | | | | | | | | | | | | | | 39 | 27 | 26 | 24 | 20 | 16 | 15 | 13 | 12 | | | | | |
| | 6 | | | | | | | | | | | | | | | | | | | | | | | | | | | | | | | | | | | | | | | | | | | | | | | | | | | | 49 | 38 | 26 | 25 | 22 | 17 | 15 | 15 | 13 | 12 | | | | |
| | 5 | | | | | | | | | | | | | | | | | | | | | | | | | | | | | | | | | | | | | | | | | | | | | | | | | | | | 49 | 49 | 35 | 25 | 22 | 18 | 16 | 15 | 14 | 12 | 11 | | | |
| | 4 | | | | | | | | | | | | | | | | | | | | | | | | | | | | | | | | | | | | | | | | | | | | | | | | | | | | 49 | 49 | 42 | 30 | 23 | 18 | 17 | 16 | 15 | 14 | 12 | 11 | | |
| | 3 | | | | | | | | | | | | | | | | | | | | | | | | | | | | | | | | | | | | | | | | | | | | | | | | | | | | 49 | 49 | 49 | 41 | 29 | 21 | 18 | 17 | 15 | 14 | 13 | 12 | 10 | |
| | 2 | | | | | | | | | | | | | | | | | | | | | | | | | | | | | | | | | | | | | | | | | | | | | | | | | | | | 49 | 49 | 49 | 49 | 41 | 25 | 19 | 17 | 16 | 15 | 14 | 12 | 12 | 10 |
| | 1 | | | | | | | | | | | | | | | | | | | | | | | | | | | | | | | | | | | | | | | | | | | | | | | | | | | | 49 | 49 | 49 | 49 | 43 | 36 | 23 | 18 | 17 | 16 | 15 | 14 | 12 | 12 |
| | | 1 | 2 | 3 | 4 | 5 | 6 | 7 | 8 | 9 | 10 | 11 | 12 | 13 | 14 | 15 | | | | | | | | | | | | | | | | | | | | | | | | | | | | | | | | | | | | | | | | | | | | | | | | | | |
| | | Frame length (m) | | | | | | | | | | | | | | | | | | | | | | | | | | | | | | | | | | | | | | | | | | | | | | | | | | | | | | | | | | | | | | | | |





STORAGE SYSTEM

Storage of your spreaderbeams is also been thought of. A nice system consisting of manageable parts, so that it is as desired with high and low floors can be supplemented. An open system so that both short and long spreaderbeams can have a nice place.

| JV-Productcode | Part | Demensions (lxbxh) |
|----------------|---------------|--------------------|
| JV-OS-PF | Platform | 2000 x 2115 x 400 |
| JV-OS-P1180 | Long upright | 150 x 150 x 1180 |
| JV-OS-P780 | Short upright | 150 x 150 x 780 |

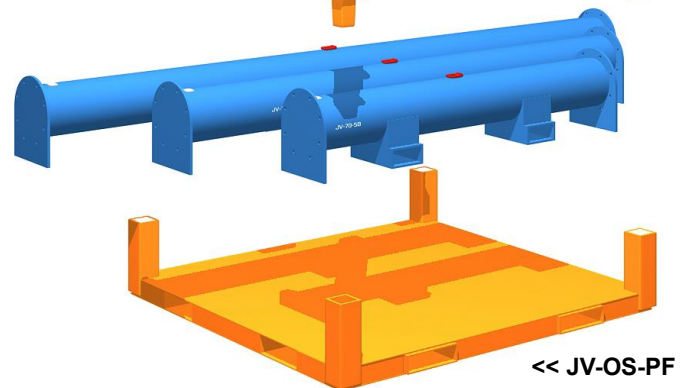
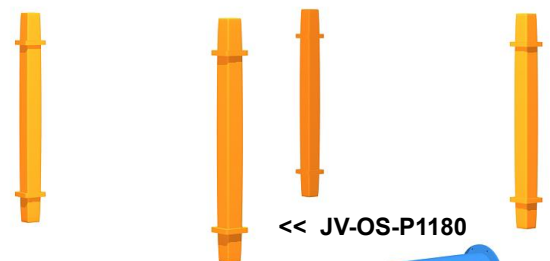
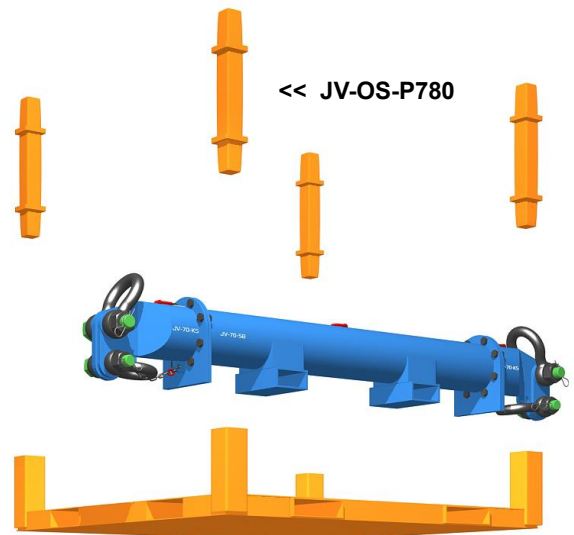





PHOTO COLLAGE





In development: Lifting ring!



CLOSING WORD

We hope you have become familiar with the possibilities that the use of Modular Spreaderbeams can offer you.
If there are any questions or comments, please contact us using the information below.

We are happy to serve you!



[*jan@jvconstructie.nl*](mailto:jan@jvconstructie.nl)



+31 (0)85 902 3985



+31-(0)6 5746 6040



www.jvconstructie.nl

JV CONSTRUCTIE
HIJS - EN HEFTECHNIEK

